

Describing a Graph

Vocabulary (Be careful with syllable emphasis)

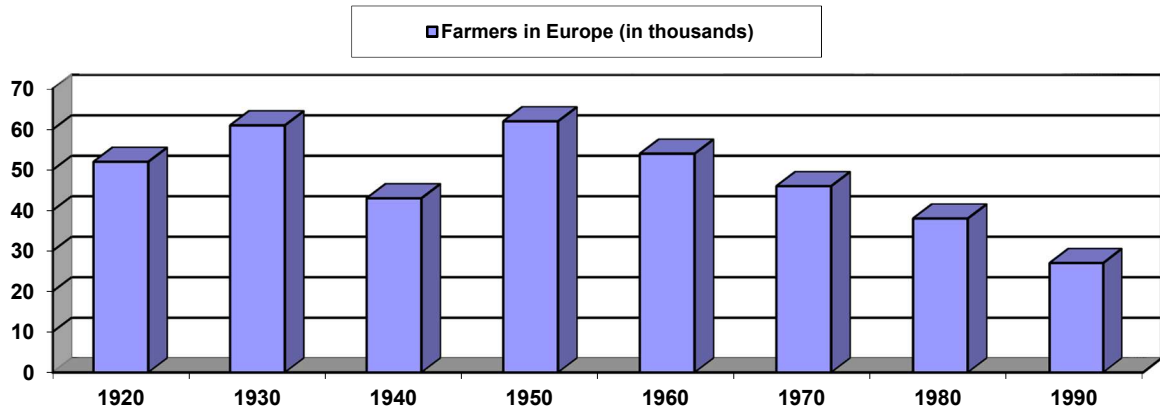
nouns: decrease, increase, fall, drop, rise, climb, leveling off, plateau, peak, maximum, minimum, local maximum, local minimum

verbs: decrease, increase, fall, drop, rise, climb, level off, plateau, peak, reach a [local] maximum/minimum

adjectives: sharp, steep, sudden, slow, slight, gradual, steady

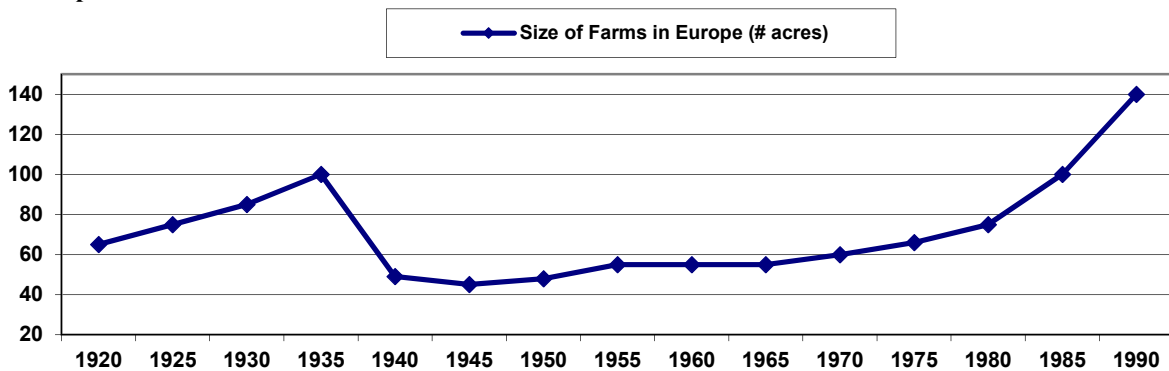
adverbs: sharply, steeply, suddenly, slowly, slightly, gradually, steadily, exponentially, logarithmically

Bar Graph



The years between 1930 and 1940 showed a sudden drop in the number of farmers in Europe. Between 1930 and 1940, the number of farmers in Europe dropped suddenly.

Line Graph

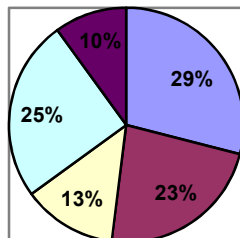



The size of farms in Europe increased steadily between 1920 and 1935 when the average size of farmland reached a peak of 100 acres.

There was a leveling off of farm size in Europe from 1955 to 1965.

Between 1975 and 1990, European farm size grew exponentially, passing the 1940 peak in 1985.

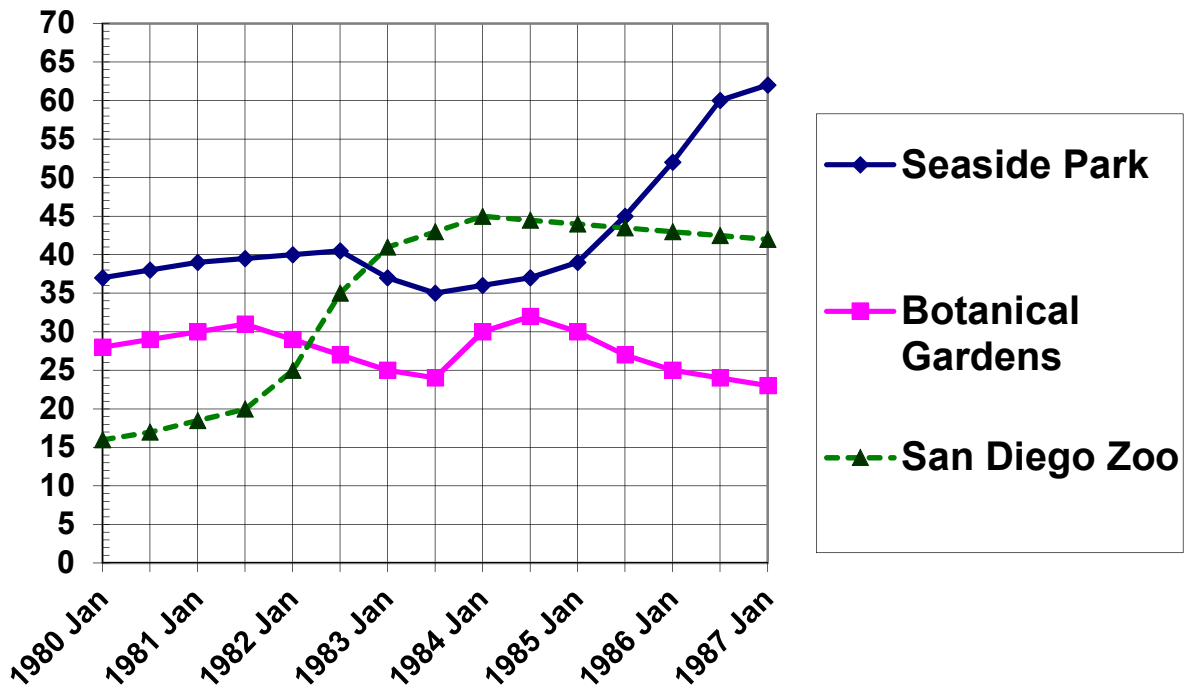
Pie Chart: Types of Work Done in Georgia



Sentence patterns:

- x accounts for y % of the work done in Georgia.
- Of all the work done in Georgia, y% is classified as x.
- <some fraction> of the work is in the x industry/sector/area.

Monthly Attendance at Recreational Areas (*in thousands*)



This graph shows the number of visitors to the San Diego Zoo, the Botanical Gardens, and Seaside Park from 1980 to 1987. Apart from the period from 1983 to 1985, Seaside Park has been the most popular attraction. In 1980, almost (#) _____ people per month visited the park. Although the number (v) _____ (adv) _____ from 1982 to 1984, it then (v) _____ (adv) _____ in the next two years. In 1985 the beach facilities were improved, resulting in a[n] (adj) _____ (n) _____ from (#) _____ to (#) _____ per month within one year. In contrast, the number of visitors to the San Diego Zoo (v) _____ after a combined bicycle path/tour opened in 1982, from (#) _____ to a high of (#) _____, but then (v) _____ (adv) _____ to (#) _____ per month in 1987. After 1982, the Botanical Gardens became the least popular attraction with only (#) _____ visitors per month in 1983. The number (v) _____ only (adv) _____ in 1984 when gardening classes were offered and it seemed to (v) _____ in the middle of 1984. Unfortunately, after the fall of 1984 the number visitors showed a[n] (n) _____ and there has been no (n) _____ since then.

Instructions: Fill in the blanks with the indicated type of word: n=noun, v=verb, adj=adjective, adv=adverb, #=number. Since many graph words express the same idea (e.g. rise=increase=climb, sharp=steep=sudden), most blanks have many possible correct answers.

This paragraph is an example of a detailed description of a graph.